

Advancing Oral Health.
Improving Lives.™

INSIDE: CELEBRATING THE CATALYST CAMPAIGN

Mdental

THE MAGAZINE OF THE UNIVERSITY OF MARYLAND SCHOOL OF DENTISTRY | SUMMER 2023



**INTRODUCING
THE 2023**
recipients of the
Dean's Scholarship
for Leadership
& Excellence



OfNote

University of Maryland School of Dentistry (UMSOD) students Juhi Dwivedi (right) and Brandon Shim, both Class of 2024, received national recognition from the American Student Dental Association (ASDA). Dwivedi received the Blooming ASDA Leader Award, and Shim was named Delegate of the Year.

Additionally, they are serving in national leadership positions with ASDA through March 2024. As the ASDA's council on membership associate, Dwivedi develops virtual resources for use in recruitment and retention efforts, among other responsibilities. Shim, chair of the national organization's council on professional issues, works to bolster the council's outreach strategy by connecting local, district, and national community engagement leaders, among other duties.

At UMSOD, both served in leadership roles: Shim is past president of the school's ASDA chapter, and Dwivedi is past chair of the chapter's pre-dental committee.

"These students were chosen from a competitive field of extremely qualified national candidates and will play an important role in achieving the association's goals for the coming year," Nancy R. Honeycutt, ASDA executive director, wrote in a letter to Mark A. Reynolds, DDS '86, PhD, UMSOD dean and professor. "The American Student Dental Association is very pleased to have your students representing us in these important leadership positions." **M**

— HOLLY SELBY

Contents



Features

18 CELEBRATING THE CATALYST CAMPAIGN

Thanks to our donors, the University of Maryland School of Dentistry's capital campaign was a success!

14 GAINING GROUND AGAINST PAIN

Marcela Romero-Reyes, DDS, PhD, is honored for contributions to orofacial pain and headache research.

3 MINDS ACROSS MILES

Visiting scholar Peace Uwambaye, PhD, senior lecturer at the College of Medicine and Health Sciences and School of Dentistry at the University of Rwanda, visited UMSOD to study state-of-the-art research management and knowledge transfer.

2 MESSAGE FROM THE DEAN

ON THE CUSP

5 Developing Future

Biomedical Researchers:

UMSOD launched a summer program aimed at developing future researchers and educators with a passion for and knowledge of dental and oral health research and care.

10 Spring Break Leads

to Life Lessons:

Eight UMSOD students spent a week in the Caribbean providing treatment to underserved children and working to improve global health equity.

INNOVATION + DISCOVERY

12 **Battling MRSA:** UMSOD's Som Chatterjee, PhD, and his team uncover the mechanism by which *S. aureus* develops a resistance to antibiotics.

13 Developing Ammunition

Against Osteoporosis:

Meenakshi Chellaiah, PhD, UMSOD professor, is awarded a patent for a small peptide drug that could add to the arsenal of ways to treat or prevent osteoporosis.

LASTING IMPRESSIONS

28 **Laurels:** From publications to grant awards, here's a look at the accomplishments of UMSOD's faculty.

ALUMNI

33 Fantastic Foursome:

Introducing the 2023 recipients of UMSOD's Distinguished Alumni Awards.



One of the most rewarding parts of my job is recognizing the University of Maryland School of Dentistry's (UMSOD) accomplishments and innovations and thanking the individuals who made them possible.

As many of you know, the University of Maryland, Baltimore's Catalyst Campaign wrapped up late last year. We are dedicating a special section in the magazine to highlight and, yes, brag a little about UMSOD's successful campaign. In doing so, we want to showcase how the campaign has accelerated wide-ranging transformations that enhance our students' educational experiences, support our faculty, and improve patient care.

Most importantly, however, we would like to thank each of our alumni, faculty, staff, students, and friends whose efforts and generosity made the campaign a success.

For the past three years, I have had the pleasure of announcing the recipients of the Dean's Scholarship for Leadership & Excellence. The scholarship, launched during the Catalyst Campaign, is presented annually to two students who are leaders in and out of the classroom and who aspire to contribute to public service. I think you will enjoy reading about this year's remarkable recipients, Stephanie Colon, Class of 2024, and Wongelawit Tadesse, DDS '23.

This issue also highlights how strategic collaborations with corporate educational partners enable UMSOD to draw upon the expertise of oral health professionals and innovators as we strive to offer superlative educational experiences to our students and state-of-the-art care to our patients.

We also feature the endowed professorships that debuted during the Catalyst Campaign. Established in 2015 by Frederick G. Smith, MS, DDS '78, and Venice K. Paterakis, DDS '81, the inaugural professorship was followed by four more in the years since; each will allow UMSOD to recruit, recognize, and support superb faculty members.

Plenty of news also is included in the issue. I am proud to share that UMSOD recently launched a summer program for high school and college students as well as high school teachers who are interested in biomedical research. For nine weeks, participants will immerse themselves in hands-on lab experiences and seminars. Funded by the National Institute of Dental and Craniofacial Research, this new program aims to inspire youths and teachers who are excited about research, with the goal of expanding the diversity of researchers in the dental and craniofacial field.

As you can see, there is much to celebrate at UMSOD. I would like to take this opportunity again to thank all those who have supported the school so generously as we strive to advance oral health and improve lives.

Best regards,

Mark A. Reynolds, DDS '86, PhD
Dean and Professor

Mdental

ON THE COVER

The 2023 recipients of the University of Maryland School of Dentistry Dean's Scholarship for Leadership & Excellence are Stephanie Colon, DDS Class of 2024, and Wongelawit Tadesse, DDS '23.

Photo by Matthew D'Agostino / UMB

MDENTAL EDITORIAL BOARD

Mary Beth Aichelmann-Reidy, DDS
Larry Cohen, DDS '89
Louis G. DePaola, DDS '75, MS
Vineet Dhar, BDS, MDS, PhD
Valli Meeks, DDS '88, MS '98, RDH
Marc Nuger, DDS '79
Robert A. Ord, DDS, MD, MS
Mark A. Reynolds, DDS '86, PhD

DIRECTOR OF COMMUNICATIONS

Thaisa Jones

EDITOR-IN-CHIEF

Holly Selby

EDITOR

Lou Cortina

CONTRIBUTOR

Bethany Probst

DESIGN

B. Creative Group

If you would like to submit news items for *Mdental*, provide feedback, or prefer to receive *Mdental* by email only, please contact us at hselby@umaryland.edu.

Find *Mdental* online at www.dental.umaryland.edu/Mdental.

OnTheCusp

Distance Is No Barrier to This Meeting of the Minds

BY THAISA JONES

The University of Maryland School of Dentistry (UMSOD) welcomed visiting scholar Peace Uwambaye, PhD, senior lecturer, College of Medicine and Health Sciences and School of Dentistry at the University of Rwanda, to campus in March as part of a prestigious international fellowship.

Uwambaye's stay in Baltimore was part of the University Administration Support Program Fellowships in Research Management, which support mid- to senior-level university leaders from Africa as they study state-of-the-art methods of institutional management of research and knowledge transfer.

Created by the International Research & Exchanges Board (IREX), a global development and education nonprofit, the program is supported by the Carnegie Corporation of New York. It includes a 70-hour, online research management course; a virtual fellowship experience with a partner university in the United States; and, for a subset of 30 competitively selected fellows, a five-week, in-person fellowship at a partner university.

"Everyone in the building — faculty, staff, and students — has openly shared their experiences and served as tremendous resources as I made my way around the dental school," Uwambaye said. "I am looking forward to bringing a lot of what I have learned here back to the students I work closely with in Rwanda."

One of the IREX core values is to be forward-looking: "We learn from our successes, our mistakes, the experience of others, and the latest research," its website states. Thus far, the IREX program has helped 500 institutions in more than 100 countries



Courtesy of Peace Uwambaye

to serve their communities more effectively by strengthening leadership skills, building workforce readiness, and growing civic participation. Last year, IREX trained 8,250 education professionals throughout the world to incorporate problem-based learning, critical thinking, and cross-cultural communications into their work.

Uwambaye is enthusiastic about future collaborations between the two universities and the potential to create virtual presentations aimed at further expanding student and faculty knowledge on both sides. Moving ahead, the University of Rwanda School of Dentistry plans an expansion that will make way for a master's in dental public health program, as well as an oral and maxillofacial surgery residency program.



1. LEFT TO RIGHT: Mark A. Reynolds, UMSOD dean and professor; Peace Uwambaye, senior lecturer, University of Rwanda; and Man-Kyo Chung, UMSOD professor and assistant dean of research and graduate studies

2. Uwambaye visits the Simulation Lab at UMSOD.

3. Uwambaye is shown at a graduation ceremony in Rwanda.

While visiting UMSOD, Uwambaye worked closely with Man-Kyo Chung, DMD, PhD, professor in the Department of Neural and Pain Sciences. The two researchers produced a president's global impact fund grant and are working on a National Institutes of Health grant to expand mentoring and training in Rwanda.

"Dr. Uwambaye's commitment to expanding access to health care, particularly oral care, in Rwanda and across the globe, is highlighted in her work and how she has positioned herself," Chung said. "I learned a great deal, thoroughly enjoyed collaborating with her, and look forward to future collaborations with the University of Rwanda." **Md**



“I am grateful to our legislators who recognize that improving access to oral health care is essential for addressing oral and overall health disparities and inequities.”

— MARK A. REYNOLDS, UNIVERSITY OF MARYLAND SCHOOL OF DENTISTRY DEAN AND PROFESSOR

Working to Expand Access to Oral Health Care for Marylanders

BY HOLLY SELBY

Access to oral health care for Marylanders was expanded this month thanks to a bill signed into law by Gov. Wes Moore and based upon recommendations made by a committee of oral health experts created by the Maryland General Assembly and co-chaired by Mark A. Reynolds, DDS '86, PhD.

The law, which went into effect July 1, includes several new or enhanced measures aimed at making oral health care more accessible to adults and children throughout the state.

“Access to oral health care is integral to our health and well-being,” said Reynolds, who co-chaired the Task Force on Oral Health in Maryland with Debony R. Hughes, DDS, director of the Office of Oral Health, Maryland

Department of Health. “I am grateful to our legislators who recognize that improving access to oral health care is essential for addressing oral and overall health disparities and inequities.

The bill, HB 290/SB 237, was sponsored by Del. Heather Bagnall, Anne Arundel County, who was a member of the task force; the majority of the Maryland House Health and Government Operations Committee; and Sen. Katherine A. Klausmeier, Baltimore County.

As passed and signed into the law, the amended legislation will alter the Maryland Dent-Care Loan Assistance Repayment Program and require the State Board of Dental Examiners to publish a searchable list of mobile/portable dental service providers.

The Maryland Department of Health must annually evaluate Medicaid dental reimbursement rates, create and distribute specified plain language materials related to dental services, and conduct certain studies relating to the provision and reimbursement of dental services. The measure received favorable consideration by members of the House Health and Government Operations Committee, Ways and Means Committee, and the Senate Finance Committee before receiving approval by the legislature.

The temporary, 16-member Task Force on Oral Health in Maryland, which completed its report in December 2022, was charged with investigating barriers to dental care, identifying underserved areas, analyzing the specific impact of each barrier on Marylanders, and assessing methods of addressing the barriers, among other issues.

Its members included Charles A. Doring, DDS '87, MAGD, appointed by the Maryland State Dental Association; Arpana S. Verma, DDS, appointed by the State Board of Dental Examiners; and Jennifer Anne Suminski, appointed by the Maryland Dental Hygienists' Association. **MD**

UMSOD Launches Summer Biomedical Science Experience Program

BY HOLLY SELBY

Norbert Myslinski, PhD, associate professor, Department of Neural and Pain Sciences, and Hening Ren, PhD, assistant professor, Department of Oncology and Diagnostic Sciences, are the recipients of a \$675,000 grant over five years from the National Institute of Dental and Craniofacial Research to launch a new University of Maryland School of Dentistry (UMSOD) summer program aimed at developing future researchers and educators with a passion for and knowledge of dental and oral health research and care.

Called the Maryland Program in Dental Research Experience — or D-REX — the initiative will provide hands-on laboratory experiences to high school and college students, particularly those from underrepresented populations, as well as high school teachers who either come from or teach in schools serving underrepresented populations. Co-directed by Myslinski and Ren, the nine-week program will offer training in lab techniques and seminars on topics such as scientific methodology and career opportunities in the biomedical sciences.

Creating an ever-widening network of youths and educators who are excited about research, particularly in the dental and craniofacial field, is critical to future innovation, Ren said. “Our goal is twofold: Building mentoring relationships for the students that inspire them to pursue oral health professions and enabling high school science teachers to learn new methods and ideas so they take them back to the classrooms and affect a much larger group than we can working one-on-one with students.”

Myslinski and Ren enrolled five high school students, eight undergraduates, and one high school teacher drawn from throughout the Baltimore region in the first cohort, which was launched in June. Each participant was paired with a mentor recruited from UMSOD’s research faculty.

“By providing these student experiences, we aim to develop future leaders in research who will find a cure




Photo by Holly Selby

UMSOD faculty members Hening Ren and Norbert Myslinski have launched a program for high school and undergraduate college students, as well as high school teachers, aimed at developing future researchers and educators.

for oral facial disorders and make other biomedical innovations,” Myslinski said. “And to shape the future of the dental profession, we want the best and the brightest!”

Noting that the development of new pathways for students who are interested in the oral health professions is a priority for the School of Dentistry, Mark A. Reynolds, DDS ’86, PhD, UMSOD dean and professor, said, “I am pleased that we are launching this exciting new program aimed at fostering interest in oral health research, particularly among students from underrepresented populations. I look forward to helping them gain knowledge and skills that will enhance their success in the classroom and beyond.”

“By providing these student experiences, we aim to develop future leaders in research who will find a cure for oral facial disorders and make other biomedical innovations.”

— NORBERT MYSLINSKI, ASSOCIATE PROFESSOR,
DEPARTMENT OF NEURAL AND PAIN SCIENCES

The D-REX program will dovetail well with UMSOD’s existing summer programs, said Man-Kyo Chung, DMD, PhD, professor in the Department of Neural and Pain Sciences and UMSOD’s assistant dean of research and graduate studies. “D-REX will be integrated with the ongoing UMSOD Summer Research Training Program for dental students. We anticipate that by experiencing research along with dental students, the D-REX trainees will be further motivated to pursue oral health-related careers.” **Md**



Roger J. Ward



Mark A. Reynolds

UMSOD Dean Reynolds Is Co-Chair of UMB's Self-Study Accreditation Committee

Mark A. Reynolds, DDS '86, PhD, dean and professor of the University of Maryland School of Dentistry, and Roger J. Ward, EdD, JD, MSL, MPA, provost, executive vice president, and dean of the University of Maryland Graduate School, are serving as co-chairs of the University of Maryland, Baltimore's (UMB) Self-Study Steering Committee as part of its preparations for the next accreditation review by the Middle States Commission on Higher Education.

The Middle States accreditation is separate from the evaluation processes each of UMB's professional schools and their associated programs undergo routinely. Unlike school-based accreditations, the Middle States accreditation is the certification UMB needs to continue receiving federal funds to support its education and research missions.

As co-chairs of the Self-Study Steering Committee, Ward and Reynolds will provide leadership to the entire self-study process. Their efforts will include working with UMB leadership to identify institutional priorities to be examined during the self-study, helping develop the self-study design, overseeing the efforts of working groups that will be studying key topics, and reviewing drafts that will become the basis of the final self-study report.

"Dean Reynolds and Provost Ward are trusted and recognized leaders at UMB with demonstrated track records of mobilizing and motivating others to achieve results. I welcome their leadership and anticipate a successful Self-Study preparation process," Bruce E. Jarrell, MD, FACS, president of UMB, said last spring in announcing the self-study process launch.

In spring 2025, UMB will present the self-study to an evaluation team selected from among peer institutions by the Middle States Commission, which evaluates all aspects of an institution, including all academic programs and services. **MJ**

— HOLLY SELBY

UMSOD's Rambob Elected President of the American Association of Women Dentists



Photo by Matthew D'Agostino / UMB

Strengthening connections, whether building new ones or enhancing established ones, is a priority for Isabel Rambob, DDS, clinical assistant professor

in the University of Maryland School of Dentistry's Department of Neural and Pain Sciences, as she serves as president of the American Association of Women Dentists (AAWD).

"I plan to continue the legacy of the leaders before me by working to increase the number of new members while establishing new ways of coming together with all our members to learn more about their needs," said Rambob, whose two-year tenure as AAWD president began in early 2023.

Rambob also lists mentoring young women in the oral health care professions as a priority. "One thing I have noticed

particularly among young women is the lack of confidence. There is a real need for mentorship to support our students and young professionals," she said.

Noting that AAWD members work in many professional settings, from military, public service, and academic to corporate or private practice, she added: "No matter our role, as health care providers, we are so focused on providing care to patients or supporting our students that sometimes we neglect ourselves. I would really like to focus on self-care and work/life balance for women." **MJ**

— HOLLY SELBY

ByTheNumbers

In 1840, the University of Maryland School of Dentistry (UMSOD) led the oral health profession by becoming the first dental college in the world, and it continues to shape the profession today. In addition to preparing students to become the oral health leaders of the future, its clinicians and scientists provide superlative patient care and work to advance dental, oral, and craniofacial health through pioneering research and innovations in discovery-based therapeutics. What follows is a numerical snapshot of the School of Dentistry.



1 UMSOD is the first dental college in the world



11-3-1840
Date when the first classes were held

131
Paid full-time faculty members

203
Paid faculty members

2 Dental students in the first graduating class

135 Dental students in the Class of 2023

9 UMSOD's ranking among public institutions for National Institutes of Health funding in Fiscal Year 2022

523 Dental and dental hygiene students attending UMSOD today

20,000 -plus
Patients served in UMSOD clinics annually

50 percent of first-year dental students typically are in-state residents

86,000
Patient visits annually

4,000 -plus
Public service hours completed by UMSOD students in 2022

2004
Year when the first issue of *Mdental* was published



UMSOD Students Offer Tips on Oral Health to Youthful Visitors to the Dr. Samuel D. Harris National Museum of Dentistry



Photo by Holly Selby

LEFT TO RIGHT: UMSOD students Sydney Thomas, Brina Patel, and Raleigh Allen offered oral health instruction to students from the Patapsco High School and Center for the Arts, including how to brush your teeth effectively.

University of Maryland School of Dentistry (UMSOD) students Sydney Thomas, DDS Class of 2024, and Raleigh Allen and Brina Patel, both DDS Class of 2025, offered tips about oral health to students from the Patapsco High School and Center for the Arts on a Thursday in February.

Their presentation was part of a new collaboration between the Dr. Samuel D. Harris National Museum of Dentistry (NMD) and the UMSOD student chapter of the Maryland Academy of Pediatric Dentistry aimed at introducing information about good oral health habits and career opportunities in the dentistry profession to area youths.

Throughout the spring, the museum welcomed more than 450 students, teachers, and chaperones from about a dozen Baltimore-area schools. As part of the field trip program, UMSOD student volunteers discussed topics ranging from what to expect during a visit to the dentist to what it is like to attend dental school — and tailored their talks to the age and interests of each group.

The collaboration is a key component of a larger NMD initiative called Making Schools Smile, which aims to provide greater access to oral health education and increase career literacy and awareness about the dental profession within underrepresented communities.

“We are thrilled to partner with the dental students at UMSOD and facilitate the opportunities that allow our students to connect and share what they are learning and their experiences with our communities,” said Patrick Cutter, MBA, MA, assistant director of NMD. **MD**

— HOLLY SELBY

Accolades




◀ **Ebtel Albeshir, BDS, MSD, and Rashed Alsaifi, BDS, MS**, doctoral students, Dental Biomedical Sciences Program; **Thomas W. Oates, DMD, PhD**, professor and chair, Department of Advanced Oral Sciences and Therapeutics (AOST); **Gary D. Hack, DDS**,

clinical associate professor, Division of Prosthodontics, AOST; **Michael D. Weir, PhD**, research assistant professor, Division of Biomaterials and Tissue Engineering, AOST; and **Huakun Xu, PhD, MS**, professor and director, Division of Biomaterials and Tissue Engineering, AOST, co-authored “Low-Shrinkage Resin Matrices in Restorative Dentistry—Narrative Review,” which was published in *Materials*.



◀ **Courtney Jackson, DDS**, first-year endodontics resident, received first place for her table clinic “A Little Bit of Lagniappe: Treating Dental Problems in a Hospital Emergency Department” at the American Association of Endodontists’ 2022 annual session in Phoenix.



◀ **William Hoffman, MAS**, research administrator, Dean’s Office, received the Hartford-Nicholsen Award, which recognizes a Society of Research Administrators International (SRAI) member whose services demonstrate leadership and who has made a major

contribution to the society. Hoffman also moderated the panel discussion “Same Goal, Different Paths: NIH and a Recipient Organization Talk About Grants,” at the SRAI Annual Meeting on Nov. 29.




◀ **Suephie Nazemian**, fourth-year dental student, is the lead author of “What Every Dentist Needs to Know About the Use of Artificial Intelligence in Dentistry,” which was published in *General Dentistry*. Her co-authors include fourth-year dental students

Steven Boggs, Esther Jung, Heba Abu Shakra, and Yasmin Lotfalkhan-Zand; third-year dental student Elvia Jimenez Ciriaco; and Jeffery B. Price, DDS, MS, clinical professor and director, Oral Radiology; and Nasir Bashirelahi, PhD, professor, both in the Department of Oncology and Diagnostic Sciences.


Poetry to Peony:

Artworks by UMSOD Community Members Shine

BY HOLLY SELBY



Courtesy of the artist



Courtesy of the artist

1. "Peony Wood," a wood carving by Oksana Mishler, clinical assistant professor, UMSOD Division of Periodontics

2. "Path to Peace," iPhone photography by Deborah Lynn Cartee, clinical associate professor and division chief, UMSOD Dental Hygiene Program

From a poem about understanding the meaning of "home" to a wood carving of a peony, several works by University of Maryland School of Dentistry (UMSOD) community members are featured in the fourth issue of *1807: An Art & Literary Journal*.

Published by the University of Maryland, Baltimore, the journal highlights the rich creativity of the University's students, staff, faculty, and alumni.

In a vivid carving of a peony, Oksana P. Mishler, RDH, '09, MS '12, DHSc, clinical assistant professor in the Department of Periodontics, depicts a delicate, pink flower. Noting that peonies long have inspired her, Mishler says, "I have photographed and painted them over the years, but for this particular project, I used wood burning and colored pencils on maple." A second artwork by Mishler, a 35 mm digital photograph of a spray of dogwood, also is featured in the journal.

In an iPhone photograph titled "Path to Peace," Deborah Lynn Cartee, RDH, MS, clinical associate professor and division chief, Dental Hygiene Program, captures the seemingly boundless serenity offered by the ocean in Punta Cana, Dominican Republic.

In her poem "It Takes a Month of Sundays to Get Home," Eleanor Fleming, DDS, PhD, MPH, FICD, UMSOD's assistant dean for equity, diversity, and inclusion, writes movingly about her journey to find a sense of belonging and understanding of what "home" truly means.

Other works by UMSOD community members celebrated in the journal include:

- "Koi Fish at Ladew Topiary Gardens," 35 mm digital photograph by Richard Leupold, DDS, Dean's Faculty
- "Artwork in Miniature Glass Jewelry" and "Nature Walks," glasswork and iPhone photographs, respectively, by Karen Faraone, DDS, MA, retired associate dean of student affairs and clinical associate professor in the Division of Prosthodontics
- "Epic Sunset at Violette's Locke," iPhone photograph by Dennis Stiles, DDS, professor, Department of General Dentistry

To view *1807: An Art & Literary Journal*, go to www.umaryland.edu/arts/journal/autumn-2022/. 



Expanding Horizons and Advancing Global Health Equity

A Trip to the Caribbean Offers UMSOD Students Learning Experiences

BY BETHANY PROBST

A spring break trip to the Caribbean held valuable lessons for eight University of Maryland School of Dentistry (UMSOD) dental students.

As part of a collaboration between UMSOD and the Rotary Club of Baltimore, a nonprofit organization dedicated to improving life locally and globally, the students and their faculty supervisors spent a week in the Dominican Republic providing oral health care to 450 underserved children. Additional partners in the effort included local Rotarians and other health care professionals.

Participating dental students said the experience was eye-opening and transformative. For third-year student Steven Lebowitz, the trip highlighted how good oral health care can change lives.

“Imagine going from having a hole in your front tooth to having a new tooth,” he said. “It can be really impactful in their adolescence and their adulthood.”

Lebowitz also appreciated the opportunity to work closely with many young patients and their families. “I feel a lot more comfortable treating kids as a result of this experience,” he said.

LEFT TO RIGHT: Eve Desai, DDS '09; Christy Ng, Class of 2024; Thameaneh "Sami" Tabatabaeifar, DDS '23; Kerrra-Lei Tirado, DDS '23; Ryan Linn, DMD; Cesar Hernandez, Class of 2024; Aaron Haley, DDS '23; Irini Hanna, DDS '23; Steven Lebowitz, Class of 2024; and Brandon Shim, DDS '23

Third-year student Cesar Hernandez, who was born in Cuba, noted that the trip emphasized the vital role intercultural understanding can play in clinical situations. His fluency in Spanish and understanding of cultural differences in family dynamics proved valuable, particularly when providing treatment to young children.

"Speaking the language and having cultural competency in those situations is so important," Hernandez said.

The UMSOD students worked alongside members of the Rotary Club to set up temporary dental clinics in schools located in the communities of Samaná and Sanchez. Oral health care was provided by the UMSOD team.

The trip was made possible by Barry W. Rosenthal, DDS '78, who in 2019 established the Barry W. Rosenthal '78 DDS Humanitarian Experiences Fund to provide opportunities for students to have international volunteer experiences. (The inaugural trip was scheduled for 2020 but was interrupted by the COVID-19 pandemic.)

Rosenthal, who for years ran a private practice in Florida (now owned by his son, Brian Rosenthal, DDS '12), was pleased that the school was able to offer the trip this year. "It's my way of giving back and thanking the school for an outstanding education and career," he said.

Observing the dental students gain skills and empathy while treating patients in an unfamiliar setting was highly rewarding for Eve Desai, DDS '09, clinical instructor in UMSOD's Division of General Dentistry.

"The students worked hard to provide the best possible dental care while maintaining a positive attitude at all times," said Desai, who joined Nicole Quezada, DMD, UMSOD Dean's Faculty member, to serve as supervisors on the trip. "I was able to witness their clinical skills and confidence develop exponentially over the course of the project."

A student who filled out a survey after returning to Baltimore shared similar sentiments, writing: "I was reminded that there is more to dentistry than just restoring a tooth beautifully or painlessly. I'm caring for these kids, forming wordless relationships, and, hopefully, becoming just a bit better provider for the next patient." **MI**



Photo by Eve Desai

Thameaneh "Sami" Tabatabaeifar, DDS '23, performs dental work on a child in one of the temporary clinics.

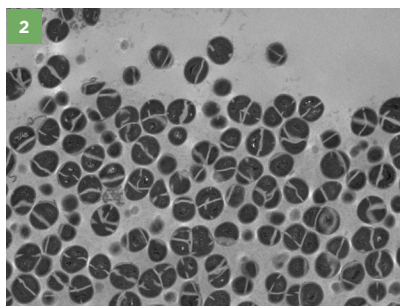
"Imagine going from having a hole in your front tooth to having a new tooth. It can be really impactful in their adolescence and their adulthood."

— STEVEN LEBOWITZ, THIRD-YEAR STUDENT

Innovation + Discovery



Photo by Matthew D'Agostino / UMB



Courtesy of Chatterjee Lab

1. Som Chatterjee, UMSOD assistant professor, is among researchers describing a significant advancement in the battle against drug-resistant bacteria.

2. *Staphylococcus aureus* as seen under an electron microscope

Researchers Pinpoint Mechanism Responsible for MRSA's Resistance to Antibiotics

BY RANDOLPH FILLMORE

Staphylococcus aureus — or *S. aureus* — bacteria commonly found in both community and hospital settings, causes many serious infections, such as pneumonia and bloodstream or bone and joint infections. Infections caused by *S. aureus* are challenging to treat because of the emergence of multi-drug-resistant strains, such as *methicillin-resistant Staphylococcus aureus*, or MRSA.

According to the U.S. Centers for Disease Control and Prevention, an estimated 119,247 cases of *S. aureus* bloodstream infections and 19,832 associated deaths occurred nationwide in the United States in 2017.

However, a recent study published in the journal *Nature*, “Structural Basis of Broad-Spectrum β -lactam Resistance in *Staphylococcus Aureus*,” has described what promises to be a major advancement for overcoming MRSA’s drug resistance. A team of researchers, including Som Chatterjee, PhD, an

assistant professor in the Department of Microbial Pathogenesis at the University of Maryland School of Dentistry, and two members of his lab, Nidhi Satishkumar, doctoral student and graduate research assistant, and Raymond Poon, lab technician, have discovered the mechanism by which *S. aureus* develops a resistance to the beta-lactam class of antibiotics, which are commonly prescribed drugs for fighting bacterial infections.

“Despite progress in the development of new therapeutics, *S. aureus* is known for causing a high number of deaths,” said Chatterjee, who holds a joint appointment at the Institute of Marine and Environmental Technology in Baltimore. “Our clearer understanding of this pathogen’s ability to resist the actions of the beta-lactam class of antibiotics can help us preserve the action of these important antibiotics.”

Chatterjee described two ways in which pathogens can become antibiotic-resistant. First, “natural selection” can be at play when a bacterial colony survives an antibiotic exposure due to acquired mutation, propagates, and, over time, evolves to become resistant to the antibiotic.

The second path to antibiotic resistance can occur through gene transfer — a process by which a bacterium picks up an antibiotic resistance gene and then, when subsequently exposed to that antibiotic, becomes resistant. A similar gene transfer event has been attributed to the development of MRSA.

For Chatterjee, the team’s most significant finding was determining the role of a receptor in the MRSA bacteria called “BlaR1,” which senses beta-lactam drug in its bacterial surrounding and interacts with “Blal,” a beta-lactam repressor, to mediate resistance.

According to the researchers, the structure of BlaR1 had been unclear since its function was identified over 20 years ago. However, their recent work has revealed the structure and molecular details of BlaR1’s action at the atomic level.

“Now that we better understand BlaR1 structure and function as well as its interplay with Blal, we can potentially inhibit their interplay through designing new drugs that target BlaR1 function preserving the beta-lactam drug class action,” Chatterjee said. **MD**

Seeking Bone Loss Breakthroughs

UMSOD Professor Focused on Producing Drug to Better Treat Osteoporosis

BY GWEN FARISS NEWMAN



Photo by Holly Selby

Osteoporosis, a condition that's defined by a loss of bone density that makes a person more susceptible to fractures and can be life-threatening, affects millions worldwide. In the United States, about one in 10 people 50 years of age or older have been diagnosed, and another 44 million people are estimated to have the disease or are at risk.

The condition has been dubbed a silent disease because its symptoms don't often present early. But its impact, such as when a senior person falls and suffers a broken hip, can lead to death.

Medications and lifestyle changes are the predominant means of treatment while health care professionals explore novel avenues for preventing bone loss. That's the leading scientific focus for Meenakshi Chellaiah, PhD, a professor in the Department of Oncology and Diagnostic Sciences at the University of Maryland School of Dentistry (UMSOD). Chellaiah focuses on bone remodeling caused by changes in

osteoclasts and osteoblasts in response to various treatments and cancer metastasis to bone.

"Bone is a living tissue renewed constantly throughout life," she says. Osteoclasts remove older bones, and new bones are formed by osteoblasts. When the balance is off, osteoporosis results.

In November 2022, Chellaiah was awarded a patent for a small peptide drug that is non-toxic and clears the system quickly, minimizing long- and short-term side effects, and this could add to the arsenal of ways to treat or, better yet, prevent or slow the progression of the disease.

"Osteoporosis is the most common bone disease in the world and usually results from aging and chronic inflammation," Chellaiah says. "Those with the condition have bones that become increasingly brittle, putting them at higher risk for fractures and breaks. Falls present a particular risk, and sometimes something as simple as coughing, sneezing, and twisting the body can lead to a painful outcome."

The condition presents most often in older women of Caucasian and Asian descent. However, men can be affected. The most affected sites for fractures are the wrist, spine, and hip. Symptoms include back pain, becoming shorter or stooped, and unexpected fractures from simple activities.

Osteoporosis is a Latin term that means porous bones, Chellaiah says. Bone density tests with X-rays measure calcium and other minerals to diagnose the disease. Most frustrating to patients is how it affects their independence and ability to be active without worrying

about the consequences. It's also painful and debilitating.


Chellaiah, who has been affiliated with UMSOD since 2000, took an interest in her current peptide research after attending several conferences that spotlighted how Fosamax — the standard drug used to treat osteoporosis for the past 50 years — came with serious side effects that include osteonecrosis of the jaw and atypical femoral fractures. In addition, this drug can be taken orally for three to five years (about three years if administered intravenously), then must be halted.

This peptide has shown promising results in mice. The benefits are that it's a simple amino acid, clears quickly from the body, is affordable, and is scalable to meet patient needs. In the mice tested, the peptide showed the remarkable capability to reduce bone loss by decreasing osteoclasts' activity without affecting the osteoblasts' ability to build bone strength.

"It's like hitting two birds with one stone," Chellaiah says.

Her next steps include using nanotechnology to improve efficacy by sustaining the release of the peptide to specific areas of interest within the body without frequent injections. And, she adds, this peptide also shows potential for treating other inflammatory conditions, including arthritis and periodontitis.

"I'm excited about the results we've seen so far and the potential it has to improve the lives of so many," Chellaiah says. **MJ**



ROMERO-REYES HONORED

**FOR CONTRIBUTIONS TO OROFACIAL PAIN
AND HEADACHE RESEARCH**

BY GWEN FARISS NEWMAN

The American Headache Society recognized Marcela Romero-Reyes with the Steven B. Graff-Radford Orofacial Pain and Headache Lectureship.

“Being able to deliver a diagnosis and management plan and help patients control their pain and have a positive impact on their quality of life is the most wonderful, joyful feeling.”

— MARCELA ROMERO-REYES, CLINICAL PROFESSOR AND DIRECTOR OF UMSOD’S BROTMAN FACIAL PAIN CLINIC

It’s not often that pain leads to a sense of purpose or accomplishment.

But that’s what drives Marcela Romero-Reyes, DDS, PhD, FAAOP, FAHS, clinical professor and director of the Brotman Facial Pain Clinic in the Department of Neural and Pain Sciences (NPS) at the University of Maryland School of Dentistry (UMSOD). As a clinician/scientist, she is passionate about treating patients who suffer from orofacial pain disorders — and seeking novel ways to alleviate their suffering.

According to the National Pain Advocacy Center, more than 40 million Americans suffer from severe pain, one in six experience daily pain, and chronic pain is the No. 1 cause of disability. Included are oral pain disorders that can make routine activities such as chewing, brushing teeth, or smiling excruciating.

“Being able to deliver a diagnosis and management plan and help patients control their pain and have a positive impact on their quality of life is the most wonderful, joyful feeling,” Romero-Reyes said. “However, there is still much to do. Our current therapeutic options are still not optimal.”

Her focus is on treatment advances for those who suffer from orofacial pain, which affects an estimated 25-35 percent of the U.S. population, according to the American Academy of Orofacial Pain (AAOP).

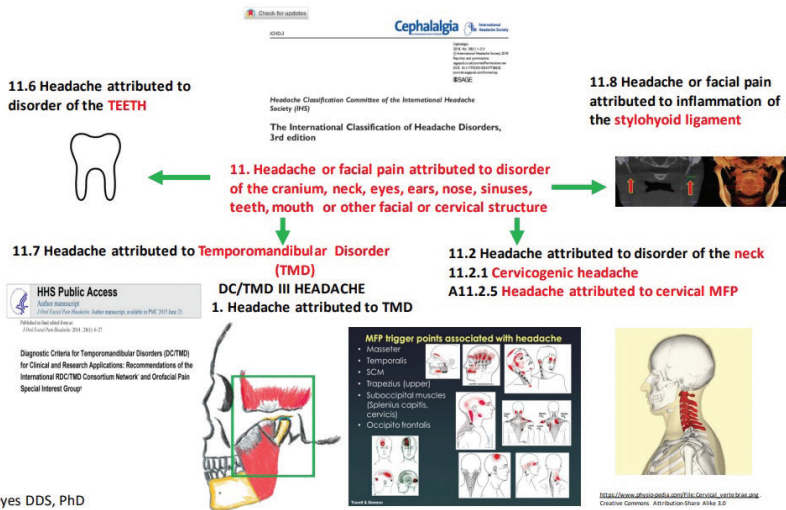
In recognition of her contributions to the field of orofacial pain and headache research, Romero-Reyes was named the 2022 recipient of the Steven B. Graff-Radford Orofacial Pain and Headache Lectureship by the American Headache Society (AHS). As the recipient of the honor, named for the late Dr. Steven B. Graff-Radford, the first dentist to serve as an AHS board member, Romero-Reyes presented a lecture last fall at the Scottsdale Headache Symposium, an annual event hosted in Arizona by AHS for doctors, dentists, physical therapists, psychologists, and other health care professionals who treat headache pain.

“I am honored to be recognized with this award. Dr. Steven Graff-Radford was a very dear mentor to me while I was at UCLA,” said Romero-Reyes, who in 1999 graduated from the School of Dentistry at the National University of Mexico and in 2006 earned a PhD in Oral Biology and an Orofacial Pain and Dysfunction residency program certificate at the UCLA School of Dentistry. She then pursued postdoctoral training in neuroscience at the UCLA Headache Research and Treatment Program (Goldberg Migraine Program).



Marcela Romero-Reyes and Simon Akerman, research assistant professor, both in the Department of Neural and Pain Sciences, are investigating new ways of treating migraines.

Common Orofacial Pain Sources of Secondary Headaches in the Dental/OFP setting



During her presentation at the Scottsdale Headache Symposium, Marcela Romero-Reyes outlined orofacial pain sources of secondary headaches.

“The School of Dentistry is proud of the work that Dr. Romero-Reyes is doing and the potential impact it can have in the world. I am pleased that she and her colleagues are pursuing valuable new patient treatments.”

— MARK A. REYNOLDS, UMSOD DEAN AND PROFESSOR

Noting that her investigations are aimed at improving the lives of many, Mark A. Reynolds, DDS '86, PhD, UMSOD dean and professor, said: “The School of Dentistry is proud of the work that Dr. Romero-Reyes is doing and the potential impact it can have in the world. I am pleased that she and her colleagues are pursuing valuable new patient treatments.”

It is not the first recognition Romero-Reyes has received. She is a diplomate of the American Board of Orofacial Pain, fellow of AAOP, and fellow of AHS. In 2009, she was the inaugural recipient of the AHS/Migraine Research Foundation’s Thomas E. Heftler Migraine Research Award and a first-place recipient of the American Association of Dental Research’s Hatton Award. In 2006, she was a recipient of the New York University (NYU) Whitehead Fellowship in Biomedical and Biological Sciences.

Most recently, Romero-Reyes co-edited the seventh edition of “Orofacial Pain: Guidelines for Assessment, Diagnosis, and Management” for AAOP.

The first new edition of the guidelines since orofacial pain was recognized by the American Dental Association as the 12th dental specialty, the publication features significant revisions, including state-of-the-profession information about evidence-based assessment, diagnosis, and management of orofacial pain conditions.


Before joining UMSOD, Romero-Reyes was an assistant professor in the NYU College of Dentistry’s Department of Oral and Maxillofacial Pathology, Radiology, and Medicine and director of its orofacial and head pain clinical service and Advanced Program for International Dentists in Oral Medicine and Orofacial Pain.

Last fall, Romero-Reyes and UMSOD colleague Simon Akerman, PhD, research assistant professor, NPS, were named co-recipients of a \$5.3 million grant from the Department of Defense and the National Institutes of Health to study a new way to treat and prevent migraines by “switching off” specific pain

receptors. The study utilizes already FDA-approved drugs to potentially fast-track results for the 50 percent of migraine patients who get little relief from existing medications.

“That is a huge advantage because the development of the drug itself has already been done, but we are able to repurpose these molecules to dissect a completely novel mechanism and therapeutic approach in migraine,” Romero-Reyes said.

“Translational research takes a long time to finally get to the hands of patients — this is necessary — but we can speed the process by repurposing existing drugs that have been shown to be safe and looking at the mechanism and potential applications for pain management.” **MD**



GET CONNECTED

**ARE YOU UNIVERSITY OF MARYLAND SCHOOL OF DENTISTRY (UMSOD)
ALUMNI WHO RECENTLY GRADUATED FROM A RESIDENCY PROGRAM?
WE VALUE YOUR KNOW-HOW!**




You're invited to join UMSOD Connect,

the Alumni Association's new UMSOD LinkedIn group, through which alumni meet current students while sharing their knowledge about residency programs. If you're interested, please join us at www.linkedin.com/groups/12149632 or by emailing dentalalumni@umaryland.edu.

Celebrating the CATA CAMPAIGN



MaryAnn T. Schneiderman, RDH, MS '05, clinical assistant professor and senior clinic coordinator, and Carly Miller, BS/MS '22 treat a patient at the UMSOD Shady Grove Patient Care Facility.



A doctoral student cultures cells for nanotherapeutics development in the Tao Lowe Lab at UMSOD, which has a research focus that includes innovative bionanotechnology, drug and gene delivery, and regenerative medicine.

YST

STORIES BY HOLLY SELBY

By exceeding Catalyst Campaign goals, UMSOD is poised for continued excellence.

We couldn't have done it without you.

Those are simple words, but they convey the reality of the University of Maryland School of Dentistry's (UMSOD) part in the University of Maryland, Baltimore's Catalyst Campaign, which ended late last year.

Thanks to our donors — alumni, faculty, staff, students, partners, friends — UMSOD surpassed its campaign goal by raising \$34 million. Those funds allowed the school to establish five endowed professorships, create 43 new scholarships, significantly increase financial support for our research, and add to our endowment.

"I am proud and appreciative of the generosity shown by all our supporters," said Mark A. Reynolds, DDS '86, PhD, UMSOD dean and professor. "I would also like to express my gratitude to Janet Wiley, assistant dean of Development and Alumni Relations, for her leadership during the campaign. Each gift, regardless of size, was a vote of confidence and support from our alumni and friends for the continued excellence of our school."

At UMSOD, the Catalyst Campaign led to wide-ranging transformations, including new opportunities and experiences — enhancing students' educational experiences, supporting its faculty, and modernizing its clinical technologies. Moving ahead, the School of Dentistry stands ready to build upon its legacy as the first college of dentistry in the world — poised to offer students myriad new opportunities to flourish, foster innovation and discovery in laboratories and clinics, celebrate its faculty, and continue to provide oral health care at the highest possible standard to patients throughout Maryland. **MD**

LOOK AT WHAT YOU'VE DONE



- Established five endowed professorships



- Created 43 new scholarships and increased endowment value by

\$4M



- Received **\$7.9M** in estate and legacy gifts

- Received **\$6.5M** in gift-in-kind donations, including dental implants, inter-oral scanners, technology, software, and personal protective equipment, through partnerships forged with leading dental companies

- Received **\$5.5M** in non-government (sponsored) research support






Photo by Matthew D'Agostino / UMB

LEFT TO RIGHT: Wongelawit Tadesse, DDS '23; Mark A. Reynolds, UMSOD dean and professor; and Stephanie Colon, DDS Class of 2024

Two highly coveted Dean's Scholarships for Leadership & Excellence were established during the Catalyst Campaign to celebrate outstanding student leaders who aspire to have a positive impact on their communities.

"We are deeply committed to offering the support our remarkable students need so that they can maintain their focus on academic excellence and professional development," said Mark A. Reynolds, DDS '86, PhD, UMSOD dean and professor. "Each year, I am more and more impressed by the achievements and contributions of the students considered for this honor. This year is no different: I am very pleased to have this opportunity to support and celebrate our 2023 recipients."

Stephanie Colon, Class of 2024

It can be said that Stephanie Colon has particularly deep empathy for her patients.

Throughout her adolescence and early adulthood, the third-year dental student suffered from flareups of searing back pain that typically abated after a week or so. But in September 2022, the pain reoccurred and didn't go away.

Throughout her second year of dental training, Colon endured myriad doctor's visits, tests, and procedures as medical experts searched for a diagnosis. She struggled to ignore the pain while maintaining a 4.0 grade-point average. Ultimately, she was told that she needed spinal fusion surgery.

Colon was an avid soccer player and gymnast as a child, and doctors now told her she was suffering from a long-ago fractured vertebra — a common injury for gymnasts. That fracture, and a congenitally missing bone, also misdiagnosed, necessitated the spinal fusion surgery.

Despite her back injury, Colon said, "I was not ready to give up my passion: I truly learned how much I was willing to sacrifice to

Introducing the 2023 Recipients of the Dean's Scholarship for Leadership & Excellence

realize my goal of helping others through my profession as a dentist."

She turned to her family for advice. Originally from Puerto Rico, her father and mother — a radio broadcast engineer and an accountant, respectively — moved to Anne Arundel County from Italy, where her father was serving in the U.S. Army and where Colon was born.

Together, they considered her options: Give up dentistry, decline the surgery and work through the pain, or take a year off from school and hope the pain subsides.

"After my first day assisting in the pre-doc clinic as a D2 student, I realized there was no way I could continue in the dental field without at least trying the surgery," Colon said. "I called my mom on the way home from school and told her that living with the pain was no longer an option."

Colon's surgery meant that she spent last summer recuperating and undergoing physical therapy — instead of attending the clinical session. "There were good days and bad days," she said. "I was really worried about keeping up."

In March, she was invited to a meeting. Imagine her surprise when she was greeted by Reynolds and a group of faculty and staff members who announced that she was a recipient of the \$25,000 Dean's Scholarship for Leadership & Excellence.

"I was at a loss for words," Colon said. "The best part was telling my family. The surgery was a sacrifice for them, too. To show them it was not for nothing really means a lot."

These days, Colon is maintaining her 4.0 GPA, serves as social media coordinator for the Hispanic Dental Association, and chairs the Class of 2024's social committee, the student body's community service committee, and the American Student Dental Association's lunch and learn committee.

After graduation, she plans to complete a residency and to continue advocating for greater access to oral health care.

“The challenges I faced allow me to form more personal connections with my patients, mostly because I am grateful that I was able to see patients just six weeks after surgery,” Colon said. “I am so grateful for this recognition and honor.”

Wongelawit Tadesse, DDS '23

Two early experiences have had a lasting impact on Wongelawit Tadesse, DDS '23.

One was her first visit to a dentist's office at age 7. “I remember I had a lot of cavities and pain, and when I came out, it was all fine,” she said. “I thought it was magic.”

The other was having lived in Ethiopia for eight years as well as a year in both Uganda and South Africa before her family immigrated to the United States. “I have always had an understanding that people come from varying backgrounds that shape their unique identities,” Tadesse said, adding that the experience has helped her connect and build relationships with a range of patients and led her to be adamant about the need for improving global oral health.

As a teenager growing up in Alexandria, Va., she attended West Potomac High School and opted to enter a program that allowed her to qualify as a dental assistant. In 2013, after graduating from high school, she attended the College of William and Mary in Williamsburg, Va., where she majored in health sciences. She subsequently held positions first as a dental assistant and then as a National Institutes of Health research assistant before entering UMSOD in 2019.

Tadesse has been heavily involved with UMSOD's chapter of the Student National Dental Association (SNDA), a national organization that promotes and supports the academic and social environment of minority students. As a second-year dental student, she also served as chair of SNDA's community service initiatives committee, overseeing an array of programs from

virtual tutoring for Baltimore youths to delivering canned goods to those experiencing homelessness. She also has volunteered at oral health screenings and other events.

After graduating, Tadesse began three years of obligated U.S. Air Force service and plans to attend an Advanced Education General Dentistry residency at the Joint Base Langley-Eustis near Hampton, Va. Moving forward, she hopes to complete a master's degree with the goal of entering the dental public health sphere.

In March, she was told Reynolds had requested a meeting with her. When she entered the dean's conference room, Reynolds, who was surrounded by faculty and staff members, made the surprise announcement that she was a recipient of the Dean's Scholarship for Leadership & Excellence.

Noting that the transition from student to resident involves large expenses, Tadesse said the \$25,000 scholarship would allow her to focus on her studies. “Now I can really enjoy my final days of dental school. It will allow me to end this experience on a high note, and I'm grateful for that,” she said when accepting the honor.

“It will be amazing to be part of something that makes it possible to affect policy and improve lives.”

Thanks to UMSOD's Scholarship Supporters

The Dean's Scholarship for Leadership & Excellence is supported primarily by UMSOD's “Socks for Scholarships” fundraising effort launched in late 2019 during the University of Maryland, Baltimore's Catalyst Campaign.

“This scholarship represents a community-wide investment in the future of our outstanding students made by hundreds of alumni, faculty and friends,” Reynolds said. “I am deeply grateful for that — and I am proud that Ms. Colon and Ms. Tadesse will serve as ambassadors of the school.” **MJ**

2021 DEAN'S SCHOLARSHIP for Leadership & Excellence Recipients:




Frederick Flanagan, DDS '22



LaShonda Shepherd, DDS '21

2022 DEAN'S SCHOLARSHIP for Leadership & Excellence Recipients:



Kelly O'Keefe, DDS '23



Justin Maxwell, DDS '22

Investments of Lasting Impact

One of the most enduring successes of the Catalyst Campaign is the establishment of five University of Maryland School of Dentistry (UMSOD) endowed professorships.

Bestowed upon the school's most distinguished faculty members, endowed professorships play a unique role in academic institutions, allowing them to shine recognition and distinction on outstanding faculty members as well as provide resources critical to their continued accomplishments.

In 2015, the school's inaugural endowed professorship was established by alumni Frederick G. Smith, MS, DDS '78, and Venice K. Paterakis, DDS '81, to provide resources to fund the work of a distinguished faculty member, enabling the professor to pursue new areas of research and innovative teaching methods. "I would like to express my heartfelt gratitude to Dr. Smith and Dr. Paterakis for their generosity and leadership," said Mark A. Reynolds, DDS '86, PhD, UMSOD dean and professor. "Through their vision, they have created a path forward that will inspire many."

Since then, four more endowed professorships have been established. Three endowed professorships have been filled; the fourth and fifth are slated to be appointed in FY 2024 and 2025.

What follows is a conversation with the dean about the vital function endowed professorships play at UMSOD:

What is an endowed professorship and what role does it fill at UMSOD?

It is the highest honor bestowed by the school in recognition of outstanding faculty members. An endowed professorship celebrates the contributions of our most distinguished faculty members and provides support and inspiration for their continued innovations and accomplishments.

It exists in perpetuity and therefore is both a lasting honor for the named holder and an enduring tribute to the donor who establishes it.

What may motivate donors to establish professorships?

Our donors recognize that their generosity bolsters UMSOD's capacity to recruit and retain superlative faculty members who will push the boundaries of scholarship, train the next generation of oral health leaders, create new opportunities for collaboration, and develop novel solutions in research and patient care and put them into action.



TAO LOWE, PHD

Frederick G. Smith, MS, DDS '78, and Venice K. Paterakis, DDS '81, Endowed Professor in Oral and Maxillofacial Surgery, and Professor, Department of Oral and Maxillofacial Surgery, UMSOD, and Fischell Department of Bioengineering, A. James Clark School of Engineering, University of Maryland, College Park



JOSE A. BOSIO, BDS, MS

Alumni and Friends Professor in Orthodontics, and Chief and Postgraduate Program Director, Division of Orthodontics



ROBERT K. ERNST, PHD

Dr. Paul and Mrs. Jean Corcoran Endowed Professor, and Chair, Department of Microbial Pathogenesis

“I would like to express my heartfelt gratitude to Dr. Smith and Dr. Paterakis for their generosity and leadership.”

— MARK A. REYNOLDS, UMSOD DEAN AND PROFESSOR.

What happens at an investiture ceremony?

Recipients of endowed professorships are celebrated with an investiture ceremony at which they receive a medallion in recognition of their accomplishments. One side of UMSOD’s medallion is adorned with an etching of the School of Dentistry building and images of Horace H. Hayden and Chapin A. Harris, who in 1840 founded the school — the first dental college in the world. The other side lists the name of the endowed professorship and the school’s purpose: Advancing Oral Health. Improving Lives.

With these professorships, our remarkable donors have created lasting legacies at the School of Dentistry and created vital space in which excellence can bloom. I am deeply grateful to each of them.

Looking ahead, what are the school’s goals for its endowed professorships?

I am pleased and appreciative that, since the establishment of the school’s inaugural endowed professorship by Frederick G. Smith, MS, DDS ’78, and Venice K. Paterakis, DDS ’81, we have been able to establish four more endowed professorships.

These endowed professorships are foundational to our mission; they enable UMSOD to recruit and recognize the most distinguished faculty members while providing support for the named professor’s work — whether enhancing research, funding projects, or fostering collaborations that enrich scholarly work. My hope is that we will build upon our successes and continue to create newly endowed professorships that will advance the school’s mission in education, research, and patient care. **MJ**



Frederick G. Smith, MS, DDS '78, and Venice K. Paterakis, DDS '81, established the Frederick G. Smith, MS, DDS, and Venice K. Paterakis, DDS, Endowed Professorship in Oral and Maxillofacial Surgery.



Paul Corcoran, DDS, and Jean Corcoran established the Dr. Paul and Mrs. Jean Corcoran Endowed Professorship.



The late Edgar Sweren, DDS; Mark A. Reynolds, UMSOD dean; and Karl Pick, DDS. Sweren and Pick were instrumental in establishing the Alumni and Friends Professorship in Orthodontics.



Karen J. Ivers, DDS '88, established a professorship supporting academic excellence and discovery-driven research.



Gordon M. Bell, DDS, and Holly G. Bell established the Gordon M. Bell, DDS, and Holly G. Bell, CRNP, Endowed Professorship.

CELEBRATING THE CATALYST CAMPAIGN



Photos by Holly Selby

Gift-in-Kind Donations

from Corporate Educational Partners Enrich Clinical Training, Enhance Patient Care

Strategic collaborations with corporate educational partners such as Bien Air USA, DrFirst, Nobel Biocare, and others enable the University of Maryland School of Dentistry (UMSOD) to draw upon the expertise and technology of forward-thinking oral health professionals and companies to enhance students' academic and clinical experiences.

Through gift-in-kind grants designed to enhance specific programs or areas of study, the partnerships bolster the school's ability to train students in the most advanced techniques while offering state-of-the-art care to patients.

"Our mission is to produce the finest oral health professionals possible — those who have studied with gifted faculty clinicians and researchers, are well-versed in current scientific discovery and approach, and have mastered the latest leading-edge technology," said Mark A. Reynolds, DDS '86, PhD, UMSOD dean and professor.

"For more than 180 years, the University of Maryland School of Dentistry has been recognized for its leadership in dental education and clinical care. Throughout the Catalyst Campaign, strategic partnerships with the private sector have enabled our students to use state-of-the-art technologies. We are deeply appreciative for the opportunities these educational partners provide our students."

Bien-Air USA, Inc.

In 2006, UMSOD became the country's first school of dentistry to equip its clinics with state-of-the-art electric handpiece systems made by the Swiss company Bien-Air Medical Technologies. Now more than 33 dental schools are outfitted with electric handpieces, and more than 60 percent of United States dentists use them.

The longstanding relationship continues: Since the University of Maryland, Baltimore's Catalyst Campaign was launched, Bien-Air USA, Inc. has donated gifts-in-kind to the school valued at more than \$1.1 million. In 2016, the corporation retrofitted UMSOD dental chairs with state-of-the-art electric motor systems, which connect with electric handpieces used for procedures from implants to root canals. In 2019, Bien-Air provided all UMSOD then-enrolled students with Optima MCX, a brushless electric micromotor system.

"We are proud to be partnering with UMSOD," said Marla Mattinson, director of academic relations for Bien-Air USA. "The students will be using this technology after they've graduated, so honing their skills with it is vital to their future success."

Bien-Air's innovative equipment is quieter, lighter, and offers increased torque and more power and precision.

AT LEFT, LEFT TO RIGHT: Patrick Gardullo, DDS '23, and Leon Butcher, DDS '23, discuss patient treatment with Amelia Orta, DMD, FACP, clinical assistant professor, Division of Prosthodontics.

"Gifts-in-kind from Bien-Air have enhanced UMSOD's reputation as one of the most technologically advanced schools of dentistry in the country," said Louis G. DePaola, DDS, MS, associate dean of clinical affairs and professor, Department of Oncology and Diagnostic Sciences.

Nobel Biocare

When then-fourth-year dental student Anarita Sousa was examining a patient in the UMSOD clinic, it became clear that the best option for the patient was implant therapy.

Working with residents from the Department of Oral Surgery and Division of Prosthodontics and oversight from a faculty member, Sousa designed a treatment and implant placement plan. The team used diagnostic data obtained from imaging and 3D scans of the patient's mouth to digitally plan implant and restoration positioning. Then, using advanced computer-assisted technology and 3D printing technology in UMSOD's Prosthodontics Digital Lab, they created a surgical guide that enables the clinician to transfer the plan to the patient's mouth with precision.

"It was great to work with both oral surgeons and prosthodontists on the same project. I really enjoy this team approach. I learned a lot from seeing the expertise of different specialists come together," Sousa said.

Sousa's rich learning experience was made possible by a grant given to UMSOD by Nobel Biocare, a leading innovator of implant-based dental restorations. The corporation, a longtime supporter of UMSOD, recently pledged a three-year grant totaling \$1.57 million that allows the school to purchase restorative components, dental implants, and surgical equipment.

"Nobel Biocare has been a major source of program support and educational experience for our students," said Radi Masri, DDS, MS, PhD, professor in UMSOD's Department of Advanced Oral Sciences and Therapeutics and director of the Division of Prosthodontics.

"The students gain wide experience through collaborating with a range of specialists, having greater access to implants, and using the most advanced technologies to develop treatment plans and follow them to completion of restorative procedures."

Nobel Biocare's gifts throughout the years have enhanced how UMSOD's predoctoral students are taught. "The great thing is that because of the grant, we have developed a novel model of teaching — an integrated approach — that allows predoctoral students to study alongside much more experienced residents and gain an enriched clinical experience," Masri said.



Gift-in-kind donations from corporate educational partners enhance UMSOD's ability to train students in the most advanced techniques as well as offer state-of-the-art patient care.

DrFirst

When practitioners in UMSOD's clinics prescribe medications, new technology enables them to consult their patients' complete medical histories via Maryland's Prescription Drug Monitoring Program (PDMP) database and then electronically send the prescription to the patients' pharmacy of choice — all with a few taps on their phones.

This streamlined work process, which was made possible by a generous gift-in-kind from DrFirst, a pioneering, Rockville, Md.-based health care technology company, positioned UMSOD as a leader among dental schools in the fight against opioid addiction and had a far-reaching impact on how the school teaches and provides care to patients.

In early 2018, UMSOD introduced throughout its clinics two innovative DrFirst products — a web/phone application called iPrescribeSM and a communications system called Backline — that enable faculty and students to access quick and accurate patient medication history and opioid prescribing data.

The timing couldn't have been better: Within months, Maryland joined 40 other states in requiring all health care providers to check patient medication histories via the online PDMP database.

"As the first dental college in the world, we are pleased to lead the charge to help dentists learn more accountable pain management," Reynolds said when he announced the partnership at DrFirst headquarters in Rockville.

"As the largest oral health practice in the state of Maryland, we have the opportunity to model best practices for emerging large, multigroup practices within the state and across the nation."

"DrFirst's technology fundamentally changed the way we teach and provide care to patients," said David L. George, DDS, MBA, FAGD, UMSOD chief of staff, who was deeply involved with integrating the technology into the clinics.

"Before, when we took a patient's medical history, we had to rely on self-reporting. Now, when we pull information from the database, we can see what prescriptions have been used by the patient, what allergies they may have, identify medical interactions, and engage patients before and after office visits." **MD**

In Appreciation

of the 2022-23 Dean's Faculty

THE UNIVERSITY OF MARYLAND SCHOOL OF DENTISTRY WOULD LIKE TO THANK THE PROFESSIONALS WHO GENEROUSLY VOLUNTEER AS MEMBERS OF THE DEAN'S FACULTY. EACH YEAR, THESE PROFESSIONALS DONATE THEIR TIME, ENERGY, AND EXPERTISE TO THE NEXT GENERATION OF ORAL HEALTH LEADERS.

Sunia Abdula-Lessing, DDS
Ronald I. Ackerman, DDS
Oluwayemisi Titilayo Akinrefon, DDS
Guy Alexander, DDS
Bana Al Haydar, DDS
Haider Alshami, DDS
Lori Andochick, RDH, DDS
Roghieh Atapour, DDS
Shamim Azad, RDH
Thomas Barron, DDS
Steven Becker, DDS
Ali Behnia, DMD
Harry Benavent, DDS
Louis Berman, DDS
Alan Berne, DDS
Ignacio Blasi, DDS
Gonzalo Blasi-Beriain, DDS
Laurie Brenchley, RDH
Warren Brill, DMD
Sol Brotman, DDS
Ashley Brown, DDS
Saul Burk, DDS
Paul Bylis, DDS
Deborah Cartee, RDH

Jerome Casper, DMD
Natalia Chalmers, DDS
Charles Chen, DDS
Richard Cheskis, DDS
Barry Cohan, DDS
Harvey Cohen, DDS
Gary Colangelo, DDS
James Coll, DMD
Paul Corcoran, DDS
Nathaniel Dancykier, DDS
Antara Daru, BDS
Nneka Davis, DMD
Ronald Davis, DDS
Gael Delany, DDS
Richard Diaz, DDS
Vincent DiFabio, DDS
Charles Doring, DDS
Andrey Doroshenko, DDS
Douglas Drewyer, DDS
Shannon Dunphy, RDH
Allan M. Dworkin, DDS
Bruce Dye, DDS
Karim Elrafei, DDS
Fazel Fakhari, DDS
Karen Faraone, DDS, MA
Sylvan Feldman, DDS

Cynthia Finfrock, RDH, MS
Fred Fink, DDS
Farnaz Ghane, DDS
Ioana Ghita, DDS
Dima Ghunaim, DDS
Edward Gillis, DDS
David Gordon, DDS
Louis Gorman, DDS
Elizabeth Greig-Moore, DDS
Gordon Groisser, DDS, MSD
Lawrence Hand, DDS
David Harmon, DDS
Michael Hartman, DMD, MD
Joseph Heher, DDS
Edna Hirsch, DDS
Daniel Hoch, DDS
Robert Mark Horner, DDS
Andrew Horng, DDS
Michael Hsu, DDS
Peterson Huang, DMD
Julius Hyatt, DDS
Ivanna Ivaniv, DMD
Laudan Izadi, DDS
Jae Jang, DMD

Jeffrey Jarvis, DDS
Chao Ji, BDS
Beverly Jimenez, DDS
Mary Kang, DDS
Eric Katkow, DDS
Susan Katz, RDH
Mark Keiser, DDS
Wahn Khang, DMD
Dushanka Kleinman, DDS
Morgan Kneib-Baker, DMD, RDH
Shari Kohn, DDS
Hakan Koymen, DDS
Neal Kravitz, DMD
Melvin Kushner, DDS
Alan Wonhee Lee, DDS, MS
Henry Lee, DDS
Lili Leon, DDS
Martin Levin, DMD
Christopher Liang, DDS
Chang Lin, DDS
Morris Lustman, DDS
William Maas, DDS
Marion Manski, RDH, MS
Philip Markin, DDS, MS
Christiana Markova, DMD

Austin Maxwell, DDS
 David Mazza, DDS
 Patricia McGuire, RDH
 Eugene McNinch, DDS
 John Meredith, DDS
 Elaine Miginsky, DDS
 Julian Moiseiwitsch, BDS, PhD
 Ronald Moser, DDS
 Niki Moutsopoulos, DDS, PhD
 Kevin Murphy, DDS
 Sathiyathanan Nadarajah, DMD
 Basem Nashed, DMD
 Christina Nave, RDH
 Angela Noguera, DDS
 Robert Noppinger, DDS
 Ali Nosrat, DDS
 Lawrence Nurin, DDS
 Augustine Paik, DDS
 Gilbert Palmieri, DDS
 Dong Park, DDS, MS, PhD
 Mary Passaniti, DDS
 Harold Pincus, DDS
 Judith Porter, DDS
 Jeffrey Posnick, DDS
 John Powers, DMD
 Frederick Preis, DDS
 Steven Pruce, DDS
 Michael Raderman, DDS
 Roham Rafat, DDS
 Steven Rattner, DDS
 Michael Rethman, DDS
 Thomas Ritter, DDS
 Elias Rivera, DDS
 Paul Rosen, DMD



Photo by Holly Selby

Richard Diaz, DDS, clinical instructor in the Department of General Dentistry and a Dean's Faculty member, treats a patient with the help of Jonathon Soward, DDS '23.

Tarun Saini, DDS
 Viney Saini, DDS
 John Sawchuk, DDS, FAGD
 Richard Schlossberg, DDS
 S. Craig Schneider, DDS
 MaryAnn Schneiderman, RDH
 David Seminowicz, PhD
 Francis Serio, DMD
 Juheon Seung, DDS
 Mohammad Shahegh, DDS
 Nahid Shahry, DDS
 Shohreh Sharif, DDS
 Neda Shasti, RDH
 Stuart Sheer, DDS
 Preston Shelton, DDS
 Paul Shires, DDS
 Deven Shroff, DMD
 Indra Sidhu, DDS
 Victor Siegel, DDS
 Carl Simon, PhD
 T.P. Sivakumar, BDS
 Terry Slevin, DDS
 Wilbur King Smith, DDS

Ahad Soleymanzadeh, DDS
 Andrew Sorkin, DMD
 Leonard Spector, DDS
 Dennis Stiles, DDS
 Marie Stiles, DDS
 Howard Strassler, DMD
 Di Sun, DDS
 Jon Suzuki, DDS
 Gary Swiec, DDS
 Sheldon Sydney, DDS
 Garima Talwar, DDS
 Renju Thackenkary, DDS
 Robert Tigani, DDS
 Stephen Tigani, DDS
 James Tong, DDS
 Mahmoud Torabinejad, DMD
 Keyla Torres, DMD
 Bradley Trattner, DDS
 Amanda Turner, RDH
 Margaret Valega, DDS
 Kim-Thi Van-Dinh, DDS
 John Vanik, DDS
 Devender Verma, DDS

Prashant Verma, DDS
 Maya Vernon, DDS
 Jordan Virden, DDS
 Mark Wagner, DDS
 William Wahle, DDS
 George Whitaker, DDS
 Robin Williman, DDS
 Christina Woo, DMD
 Jenin Yahya, DDS
 Chihwen "Alec" Yen, DMD
 Farnaz Younessian, DDS
 Raha Yousefi, DDS
 Shan-Huey Yu, DDS
 Lobna Zada, DDS
 Stuart Zaller, DDS
 Mehdi Zamani, DDS



Lasting Impressions

Laurels



Fotini Anagnostopoulos-King, DMD, clinical assistant professor; **Jeffery Behar, DDS**, clinical instructor, Advanced Education in General Dentistry; **Robert Windsor, DDS**, director of clinical operations, and **Mary Anne Melo, DDS, MSc, PhD, FADM**, professor and chair, all in the Department of General Dentistry, were honored with fellowship in the American College of Dentistry. Melo also was inducted as a 2022 Pierre Fauchard Academy Fellow.



Jose Bosio, BDS, MS, professor, division chief, and program director of orthodontics, Department of Orthodontics and Pediatric Dentistry; and **Mary Anne Melo, DDS, MSc, PhD, FADM**, professor and chair, Department of General Dentistry, co-authored “Smart Flexible 3D Sensor for Monitoring Orthodontics Forces: Prototype Design and Proof of Principle Experiment,” which was published in *Bioengineering*.



Lisa Bress, RDH, MS, clinical associate professor and division chief, Dental Hygiene, and **Thomas W. Oates, DMD, PhD**, professor and chair, both in the Department of Advanced Oral Sciences and Therapeutics, received \$175,293 from the CareQuest Institute for Oral Health to support the Prenatal and Post-Partum Advisory Board.



Erica Caffrey, DDS; **Glenn Canares, DDS, MSD**; and **Roxanne Clarke, DDS**, all faculty members, Department of Orthodontics and Pediatric Dentistry, and **Sydnee Chavis, DMD, MS**, clinical assistant professor, Department of Oral and Maxillofacial Surgery, were among the co-authors of “Caregivers’ Perspectives on Transitioning Dental Care for Adolescents with Special Health Care Needs — a Cross-Sectional Study,” which was published in the *International Journal of Dentistry*.



Guadalupe Garcia Fay, DMD, FACP, and **Gary D. Hack, DDS**, both from the Division of Prosthodontics, were co-chairs of the interactive talk session “A 2-Year Assessment of an Implant Clerkship Utilizing Digital Dentistry,” which was held at the 2023 American Association for Dental, Oral, and Craniofacial Research Annual Meeting and Exhibition on March 15-18 in Portland, Ore.



Eleanor Fleming, DDS, PhD, MPH, FICD, assistant dean for equity, diversity, and inclusion, was among the co-authors of “Can Academic Dentistry Become an Anti-Racist Institution?: Addressing Racial Battle Fatigue and Building Belonging,” which was published in September in the *Journal of Dental Education*.



Isadora Garcia, DDS, PhD, assistant professor, Division of Operative Dentistry, Department of General Dentistry, was among the co-authors of “Development of Neovasculature in Axially Vascularized Calcium Phosphate Cement Scaffolds,” which was published in the *Journal of Functional Biomaterials* in February. Garcia and **Mary Anne Melo, DDS, MSc, PhD, FADM**, professor and chair, Department of General Dentistry, were among the co-authors of “Tube-Shaped Nanostructures for Enhancing Resin-Based Dental Materials: A Landscape of Evidence and Research Advancement,” which was published in *Smart Materials in Medicine*.



Brittany Harris, RDH, MSDH, clinical instructor and clinical coordinator, Universities at Shady Grove campus, Division of Dental Hygiene, Department of Advanced Oral Sciences and Therapeutics, was among the co-authors of “Caring for Patients with Psoriasis,” which was published in *Dimensions of Dental Hygiene*.



Radi Masri, DDS, MS, PhD, professor and division chief, and **Carl Driscoll, DMD**, clinical professor, were co-editors and among the co-authors of the book “Clinical Applications of Digital Dental Technology.” Other co-authors included **Chris Choi, DMD, MS**, clinical assistant professor, and **Gary D. Hack, DDS**, clinical associate professor, all in the Division of Prosthodontics.



Frederico Martinho, DDS, MSc, PhD, clinical associate professor and director, Predoctoral Endodontics, Department of Advanced Oral Sciences and Therapeutics, wrote “Real-Time 3-Dimensional Dynamic Navigation System in Endodontic Microsurgery: A Cadaver Study,” which was published in the *Journal of Endodontics* and named best article of 2022 in the Basic Research: Technology category by the American Association of Endodontics.



Oksana Mishler, RDH, MS, DHSc, clinical associate professor, Division of Periodontics and Division of Dental Hygiene; **Gary D. Hack, DDS**, clinical associate professor, and **Thomas W. Oates, DMD, PhD**, professor and chair, all in the Department of Advanced Oral Sciences and Therapeutics, were among the presenters of “Psychosocial Screenings in Dental Settings” at the American Association for Dental and Craniofacial Research Annual Meeting in Portland, Ore., on March 17.



Gary D. Hack, DDS, clinical associate professor, Department of Advanced Oral Sciences and Therapeutics, was among the co-authors of “The Occipito-Atlantal Cistern,” which was published in *Scientific Reports*. He co-authored “Accuracy of Computerized Optical Impression Making: The Influence of Different Scan Paths,” which was published in *The Deutsche Zahnärztliche Zeitschrift*, the German Society of Dental, Oral and Maxillofacial Medicine’s journal. He also was among the co-authors of “An Anatomical Study of the Suboccipital Cavernous Sinus and Its Relationship with the Myodural Bridge Complex,” which was published in *Clinical Anatomy* in April.



Lamia Mokeem, BDS, MSD, doctoral candidate, Dental Biomedical Sciences Program; **Michael Weir, PhD**, research assistant professor, Division of Biomaterials and Tissue Engineering, Department of Advanced Oral Sciences and Therapeutics; and **Mary Anne Melo, DDS, MSc, PhD, FADM**, professor and chair, Department of General Dentistry, were among the co-authors of “Core-Shell Nanostructures for Improving Dental Restorative Materials: A Scoping Review of Composition, Methods, and Outcome,” which was published in *Smart Materials in Medicine*.



Ingrid Santamaria, DDS, PhD, assistant professor, Division of Operative Dentistry, Department of General Dentistry; **Frederico Martinho, DDS, MSc, PhD**, clinical associate professor and director, Predoctoral Endodontics, Division of Endodontics, Department of Advanced Oral Sciences and Therapeutics; and **Mary Anne Melo, DDS, MSc, PhD, FADM**, professor and chair, Department of General Dentistry, co-authored “Evaluation of a Novel Restorative Protocol to Treat Non-Carious Cervical Lesion Associated with Gingival Recession: A 2-Year Follow-Up Randomized Clinical Trial,” which was published in *Clinical Oral Investigation*.



Alison Scott, PhD, assistant professor, Department of Microbial Pathogenesis, is the co-investigator on a \$2.7 million grant with the University of Maryland School of Medicine, National Institute of Allergy and Infectious Diseases, and Institut Pasteur to study the cellular and molecular mechanisms of *Plasmodium vivax* dormancy and identify new therapeutic targets.



Feng Wei, MD, PhD, professor, Department of Neural and Pain Sciences, and a University of California, Irvine colleague received a \$218,296 grant from the National Institute of Dental and Craniofacial Research for “Validation of Blocking TSP4/Cava2d1 Interaction as a New Target for Neuropathic Pain.”



Fostering a Culture of Kindness

Glenn Canares, DDS, MSD, of the University

of Maryland School of Dentistry (UMSOD) discussed the impact of a culture of kindness on academic performance as a guest on the University of Maryland, Baltimore’s (UMB) “Moving the Needle” podcast.

Canares, clinical assistant professor and assistant director, Advanced Specialty Education Program, Division of Pediatric Dentistry, describes how trust plays a critical role in creating a culture in which kindness and creativity can flourish during the episode, which is titled “Culture of Kindness in Academia.”

“When there is a low-trust environment, any sort of the creativity or innovation tends to get more stifled,” he said on the podcast, which is produced by the UMB Faculty Center for Teaching and Learning and features conversations with innovators and leaders in education. When a faculty member or a student fears making a mistake, “there’s no trust that this could potentially be a teaching moment,” Canares added.

Additionally, Canares received the Leaders in Education: Academy of Presidential Scholars’ (LEAPS) inaugural Distinguished Educator Award for Outstanding Preceptor. The honor, which recognizes a UMB educator who exceeds expectations in precepting students, elevates teaching standards and mentorship, and provides exceptional service to their profession, was presented April 11 at the inaugural LEAPS Symposium.

Titled “Fostering Inclusive Teaching and Learning Environments,” the symposium offered a forum for discussion of advances and best practices that promote inclusive education, learning, and assessment.

To listen to the podcast, go to www.umaryland.edu/fctl/programs/needle/. **MD**

— HOLLY SELBY

Alumni

From the Alumni Association



Dear Fellow Alumni:

My congratulations to the Class of 2023, whose members represent a new group of well-trained dental hygienists and dentists entering the workforce!

On May 19, during the University of Maryland School of Dentistry's (UMSOD) Honors Convocation, I had the honor of speaking to our newest alumni. Throughout my seven years on our Alumni Association Board of Directors, including the last two as president, I have been grateful to interact with students, faculty, and administrators. I hope my remarks conveyed how proud I am to be a 1979 graduate of one of the best dental schools in the country — and how that pride has only increased.

As clinical dentists, our ultimate responsibility lies with our patients. Our job is to combine clinical skills with people skills to create safe and comfortable patient experiences and outcomes. On the other side, as alumni, it is our responsibility to welcome our newest members to the profession!

On June 2-3, UMSOD hosted the All-Alumni Reunion Weekend. Events began with the Dr. Harry Dressel Jr. Memorial Lecture, the Distinguished Alumni Awards Ceremony, and a warmly received welcome reception.

The next day brought the board of directors' annual business meeting, during which we worked to envision new ways of serving our alumni. After business came more fun — including an ice cream social and school tours. I then had the pleasure of hosting a UMSOD Connect networking event featuring students and alumni trading questions and answers.

The day culminated in a dinner for alumni from the class years of 1973, 1972, 1971, 1970, as well as 1968 and 1963, who gathered in celebration of their 50th and 50-plus anniversaries. (During the pandemic, in-person events were put on hold, so this year we honored six classes in one evening!)

The weekend marked the end of my tenure as board president — and what a wonderful way to do so! Now I would like to introduce and welcome Joanne Block Reif, DDS '86, as the incoming president.

Please remember that there are many ways to stay involved with our alma mater — whether through our LinkedIn page, Dean's Faculty, continuing education, or events and programs. If you would like to learn how to stay connected, please email dentalalumni@umaryland.edu.

Marc Nuger, DDS '79

*President | Alumni Association Board of Directors
June 2021-June 2023*

In Memoriam

We are saddened by the loss of the following alumni, faculty, and friends:

Thomas H. Birney, DDS '58
Carol A. Brook, RDH '92
Robert J. Burt, DDS '63
William L. Carruth, DDS '72
Ashur G. Chavoov, DDS '48
Gilbert H. Cullen, DDS '50
Robert B. Ettleman, DDS '80

H. Michael Fiskio, DDS '60
Thomas B. Gable, DDS '62
James B. Griffin, DDS '48
John K. Hart, DDS '65
Alvin W. Kagey, DDS '61
Theodore G. Kanelos, DDS '81
Terry V. Kimmel, DDS '70
Steven E. Krauss, DDS '85
Thomas F. Leggett, DDS '52
Robert P. Murphy, DDS '56
George J. Phillips, DDS '59

William O. Rockefeller, DDS '61
Edward R. Rose, DDS '63
William J. Rumberger, DDS '60
Robert I. Sachs, DDS
Giuseppe P. Santaniello, DDS '68
Edward J. Sattler, DDS '74
Gary W. Scaggs, DDS '78
Irwin B. Schwartz, DDS '58
Stuart A. Schwartz, DDS '67
Robert A. Smilari, DDS '54
Jefferson W. Swindle, DDS '73

Jerry D. Taft, DDS '61
John Thomson, DDS '62
Terry R. Watson, DDS '76
Paul X. Welch, DDS '63

*The school learned of the passing of these alumni, faculty, and friends between Sept. 9, 2022, and April 6, 2023.

In Memoriam




Photo courtesy of UMB

Ronald Dubner, DDS, PhD

Ronald Dubner, a pioneer in the field of pain research who served as professor and chair of the Department of Oral and Craniofacial

Biological Sciences, now the Department of Neural and Pain Sciences, at the University of Maryland School of Dentistry (UMSOD) from 1995 to 2017, died Jan. 22, 2023. He was 88.

Through his research, Dubner, who also served 12 years as editor-in-chief of the journal *Pain*, made significant contributions to advance the understanding of the neurobiological mechanisms of acute and chronic pain and their relevance to orofacial health and disease.

Born in Brooklyn, N.Y., Dubner earned a Bachelor of Arts degree and a doctorate in dentistry from Columbia University. After completing an internship at the U.S. Public Health Service, Division of Hospitals in Baltimore, he joined the dental clinic at the National Institutes of Health (NIH).

In 1964, after receiving a PhD in physiology from the University of Michigan, Dubner served as chief of the Neurobiology and Anesthesiology Branch of the NIH's National Institute for Dental Research for more than three decades. In 1995, he joined UMSOD, where he championed interdisciplinary research, integrating clinical and benchtop studies to advance the field of neuroscience. Under his leadership, the department gained an international reputation and grew to include more than 100 faculty, staff, postdoctoral fellows, and graduate students. **MD**



Edward Grace, DDS '64, MS

Edward Grace, who served as clinical director of the University of Maryland School of Dentistry's (UMSOD) Brotman Facial

Pain Clinic from 1987 until his retirement in 2014, died Jan. 11, 2023. He was 85.

Highly respected throughout his career, Grace published more than 50 peer-reviewed articles, was a principal or co-investigator of eight funded research projects, and lectured internationally.

A graduate of Mount St. Mary's College in Emmitsburg, Md., Grace earned his Doctor of Dental Surgery degree from UMSOD in 1964. He subsequently earned a master's degree in clinical psychology from Loyola University in Baltimore.

For nearly 20 years, Grace practiced dentistry in Columbia, Md., before switching to academia. At UMSOD, in addition to serving as clinical director at the Brotman Pain Clinic, he was director of Behavioral Sciences. He also was a clinical faculty member of the Psychophysiological Clinic at the University of Maryland School of Medicine from 1982 to 1991.

After his dental training, Grace entered the U.S. Navy Dental Corps and served on active duty in New London, Conn.; Newport, R.I., and Quantico, Va. He then spent 17 years in the Naval Reserve and retired from the military with the rank of captain.

Grace is survived by his wife of 22 years, Debra Ann Grace; four children from a previous marriage to Nancy Whinnie; and many other family members. **MD**



William C. Moffitt, DDS

William C. Moffitt, a retired Naval officer, mentor, and professor emeritus at the University of Maryland School of Dentistry (UMSOD), died Oct. 12, 2022. He was 90.

A native of Akron, Ohio, Moffitt attended Kent State University and earned his Doctor of Dental Surgery degree from the Ohio State University (OSU) College of Dentistry. In 1956, he married Patricia Myer and was one of three men to receive the U.S. Navy Hospital Probation Assignment, according to the *Capital Gazette*. He also was ranked an ensign in recognition of outstanding performance as an OSU student.

Moffitt was a captain in the U.S. Navy for 26 years. Upon his retirement, he began teaching at UMSOD, where he was named a professor emeritus. **MD**

Congratulating the 2023

Distinguished Alumni Award Honorees

Each year, the University of Maryland School of Dentistry (UMSOD) presents four categories of awards to honor outstanding alumni. This year, the four recipients were celebrated at an award ceremony held June 2 as part of UMSOD's All-Alumni Reunion Weekend.

The recipients are:

Distinguished Achievement Alumni Award



This award honors a graduate for significant professional accomplishments in science, dentistry, or education. In 2023, it recognizes **Douglas Barnes, DDS '83, MS**, professor and chief dental officer, Faculty Practice-Clinics of Excellence, UMSOD,

in recognition of his dedication to providing superlative dental care to all in need and commitment to educating and mentoring the next generation of oral health leaders.

Distinguished Public Service Alumni Award



This award recognizes a graduate for meritorious professional leadership and service to UMSOD and the community. The 2023 recipient is **Charles A. Doring, DDS '87**, in recognition of his advocacy on behalf of his profession, his alma mater, and the oral health of all Maryland residents.

Rising Dental Health Leader Alumni Award



This award recognizes a graduate from the past 10 years whose accomplishments enhance the perception of the dental profession and who has demonstrated remarkable service to the community. The 2023 award honors

Harlyn K. Susarla, DMD, MPH, Peds '16, in recognition of her advocacy on behalf of children's oral health and commitment to serving her profession.

Linda DeVore Dental Hygiene Award



This award recognizes a dental hygiene graduate of UMSOD who represents the integrity, intellectual curiosity, community-mindedness, and leadership epitomized by DeVore. The 2023 award recognizes **Lisa Bress, RDH '83,**

MS '94, clinical associate professor and division chief, Dental Hygiene Program, Department of Advanced Oral Sciences and Therapeutics.

To read profiles of the four winners, visit www.dental.umaryland.edu/distinguished-alumni/.

If you have news to share,
please send it to
hselby@umaryland.edu.





UNIVERSITY-BASED CONTINUING DENTAL EDUCATION

- Stay ahead of licensing requirements
- Learn in a comfortable and convenient location
- Enjoy interesting, practical courses to grow your practice

**AT THE UNIVERSITY OF MARYLAND SCHOOL OF DENTISTRY,
WE ARE COMMITTED TO LIFELONG EDUCATION.**

We offer a range of in-person courses and live webinars covering topics from sedation and digital dentistry to marijuana legalization and endogastritis.

We also offer the UMSOD Implantology Continuum (two-year course; next class will begin in August 2024).

FOR MORE INFORMATION ABOUT OUR LIVE WEBINARS AND IN-PERSON COURSES,

visit: www.dental.umaryland.edu/ce or call 410-706-2282.